



RoHS

Specification

规格书

Customer Name _____

客户名称

Customer P/N _____

客户品号

Factory P/N **HL-A-2835D49W-2C-S1-08-PCT-HR3**

公司品号

Sending Date _____

送样日期

Client approval 客户审核			Hongli approval 鸿利光电审核		
Approval 核准	Audit 确认	Confirmation 制作	Approval 核准	Audit 确认	Confirmation 制作
			林德顺		黄雪梅
Qualified 接受	Disqualified 不接受		DATE: 日期:		

Adr Airport High-tech Industry Base Jingu South Road(XianKe 1st Road Intersection),
Huadu District,Guangzhou,China

Tel/电话 020-86733333

Fax/传真 020-86733883 86733938 86733265

Web/网址 www.honglitronic.com

: 1.
2.
3.



HL-A-2835D49W-2C-S1-08-PCT-HR3

Description

The White LED which was fabricated using a blue chip and the phosphor
LED

Applications

Optical indicator
Indoor display
Automotive lighting
Backlight for LCD, switch and Symbol, display
LCD
Tubular light application
General use

Package Dimensions

Recommended Soldering Pattern

Notes:

1. All dimension units are millimeters.
2. All dimension tolerance is $\pm 0.15\text{mm}$ unless otherwise noted.

$\pm 0.15\text{mm}$

HL-A-2835D49W-2C-S1-08-PCT-HR3

Selection Guide

Part No.	Chip Materials	Lens Type
HL-A-2835D49W-2C-S1-08-PCT-HR3	InGaN	Yellow Diffused

Mass Production list

Part No.	CCT K Min	CCT K Typ	CCT K Max	Im Min	Im Typ	Test Condi- tions
HL-A-2835D49W-2C-S1-08-PCT-HR3	5700	6000	6500	120	130	IF=150mA
	4750	5000	5300	120	130	IF=150mA
	3800	4000	4250	120	130	IF=150mA
	2800	3000	3100	110	120	IF=150mA

Electrical / Optical Characteristics at Ta=25°C

Parameter	Symbol	Min.	Typ.	Max.	Units	Test Conditions
Forward Voltage	VF	5.6	--	6.8	V	IF=150mA
Viewing Angle	2θ _{1/2}	--	120	--	deg	IF=150mA
Color Rendering Index	Ra	80	--	--		IF=150mA

Note:(

- 2θ_{1/2} is the angle from optical centerline where the luminous intensity is 1/2 the optical centerline value.
2θ_{1/2} , 1/2
- The above luminous flux measurement allowance tolerance is ±10%.
±10%
- The above Color Rendering Index measurement allowance tolerance is ±2
±2
- The above forward voltage measurement allowance tolerance is ±0.1V.
±0.1V
- The above color coordinates measurement allowance tolerance is ±0.003.
±0.003

HL-A-2835D49W-2C-S1-08-PCT-HR3

Absolute Maximum Ratings at Ta=25°C

Parameter	Symbol	Rating	Units
Power Dissipation	Pd	1020	mW
Forward Current	IF	150	mA
Peak Forward Current [1]	IFP	200	mA
Electrostatic Discharge (HBM)	ESD	1000	V
Operating Temperature	Topr	-40 ~ +85	
Storage Temperature	Tstg	-40 ~ +100	
Thermal Resistance Junction / Soldering point	Rthj-s	15	°C/W
Junction Temperature	Tj	115	

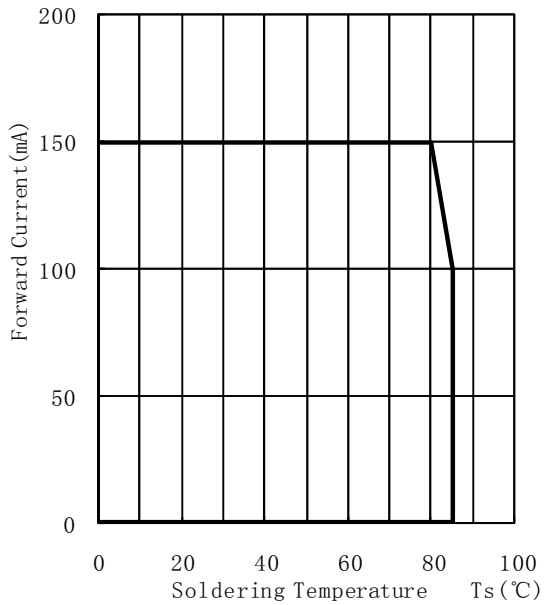
Note:

1. 1/10 Duty cycle, 0.1ms pulse width. 0.1ms, 1/10

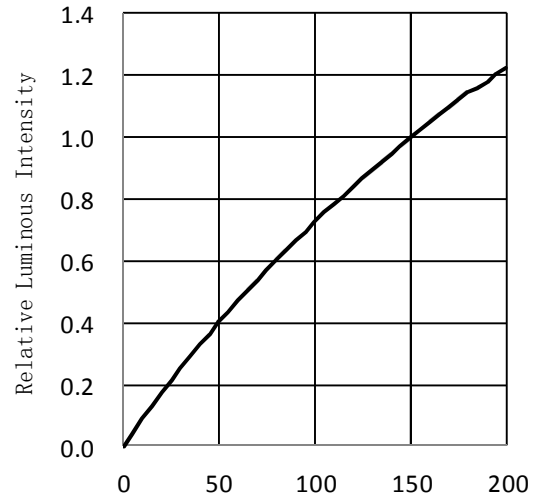
HL-A-2835D49W-2C-S1-08-PCT-HR3

Typical optical characteristics curves

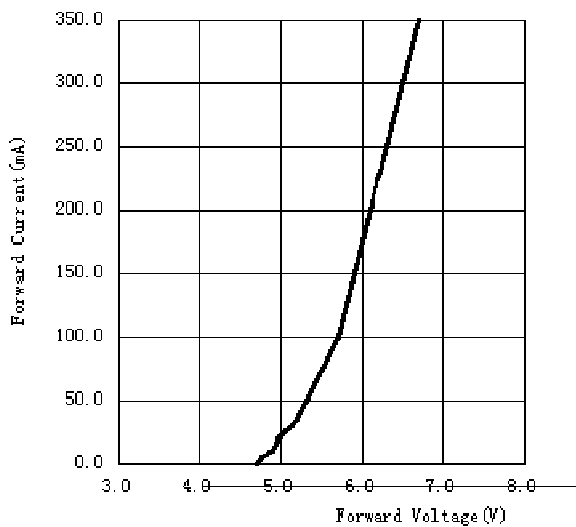
Soldering Temperature vs. Forward Current



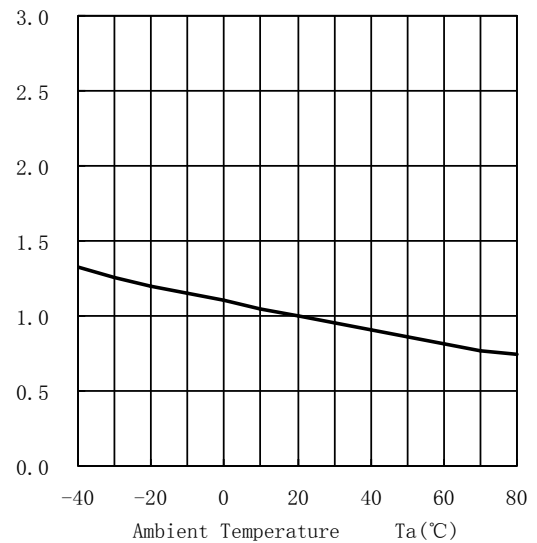
Forward Current VS. Relative Intensity

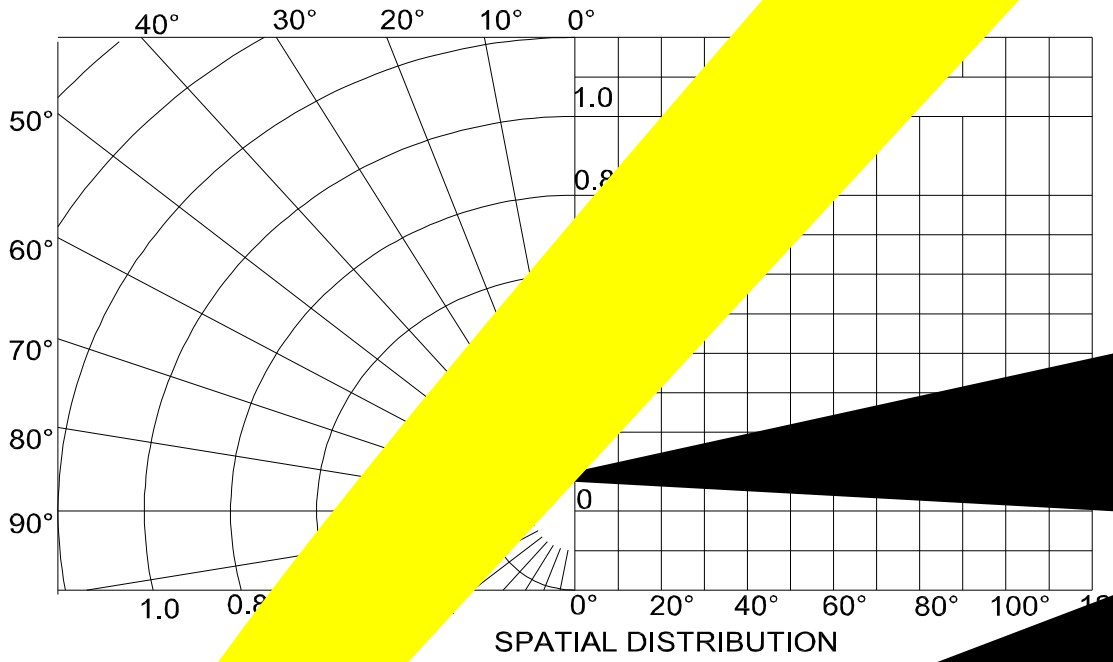



Forward Voltage VS. Forward Current



Ambient Temperature VS. Relative Intensity






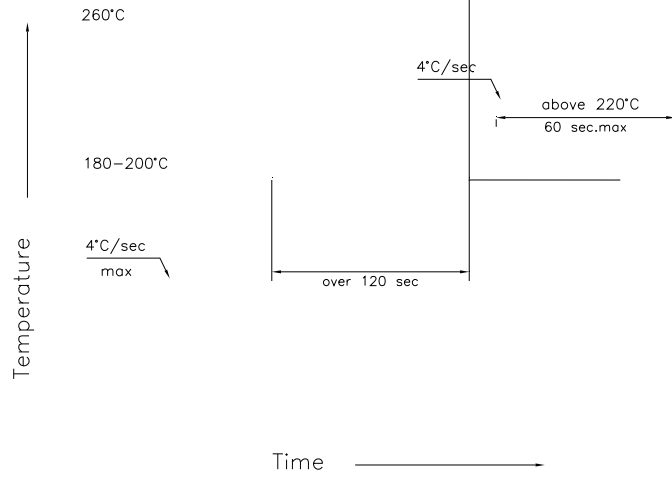


HL-A-2835D49W-2C-S1-08-PCT-HR3

Bin Range of Chromaticity Coordinate Bin

CCT	Bin Code Bin	CIE_x	CIE_y	Bin Code Bin	CIE_x	CIE_y
3000K	W42 3000-3100K	0.4354	0.4142	W43 3000-3100K	0.4316	0.4059
		0.4430	0.4165		0.4390	0.4082
		0.4390	0.4082		0.4350	0.3998
		0.4316	0.4059		0.4279	0.3975
	W44 3000-3100K	0.4279	0.3975	W52 2900-3000K	0.4430	0.4165
		0.4350	0.3998		0.4505	0.4189
		0.4310	0.3915		0.4463	0.4106
		0.4241	0.3892		0.4390	0.4082
	W53 2900-3000K	0.4390	0.4082	W54 2900-3000K	0.4350	0.3998
		0.4463	0.4106		0.4420	0.4022
		0.4420	0.4022		0.4378	0.3939
		0.4350	0.3998		0.4310	0.3915
	W62 2800-2900K	0.4505	0.4189	W63 2800-2900K	0.4463	0.4106
		0.4581	0.4212		0.4536	0.4129
		0.4536	0.4129		0.4492	0.4045
		0.4463	0.4106		0.4420	0.4022
	W64 2800-2900K	0.4420	0.4022			
		0.4492	0.4045			
		0.4447	0.3962			
		0.4378	0.3939			





1. Handle the component along the side
touch or Handle the silicone lens surface

